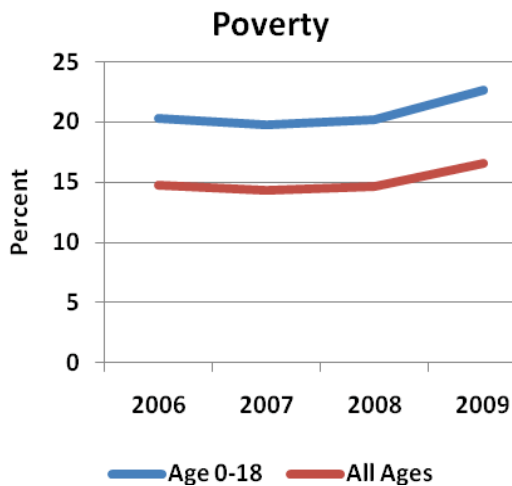


The recent recession has had a profound impact on the economic well-being of Georgia's children and families. The National Bureau of Economic Research determined that the recession, which began in December 2007, ended in June 2009—the longest recession since World War II. Its fallout still lingers in Georgia and across the nation. Poverty, unemployment, food insecurity and school lunch usage, and foreclosure data show that many families continue to struggle and face economic hardship.

### Poverty

- The number of children living in poverty has steadily increased for four years, with more than 575,000 children living in poverty in 2009.
- The rate of children living in poverty rose from 20.3% in 2006 to 22.7% in 2009; the rate of all people living in poverty rose from 14.8% in 2006 to 16.6% in 2009. The 2009 poverty threshold was \$21,954 for a family of four.
- More than one in three Georgians live on incomes below 200 percent of the poverty rate. This means a family of four earns an annual income of less than \$44,000.



#### Lowest 2009 child poverty rates:

Fayette	7.6%
Forsyth	7.7%
Columbia	9.4%

#### Highest 2009 child poverty rates:

Clay	48.4%
Early	46.6%
Jenkins	44.9%

Source: US Census, SAIPE, 2006-2009

### Housing Insecurity

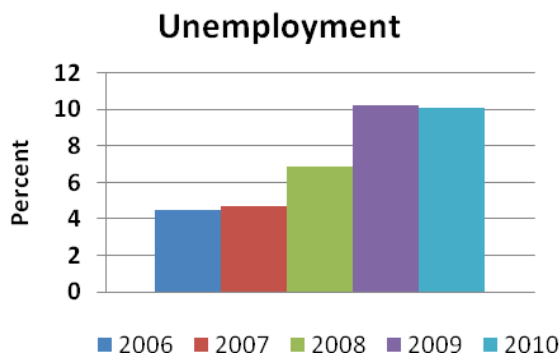
- Georgia has the 6<sup>th</sup> highest foreclosure rate (3.25%) in the nation. Metro Atlanta area counties have the highest foreclosure rates in Georgia.
- In Georgia home foreclosures disrupted the lives of 205,000 children since 2007—the 5<sup>th</sup> highest rate in the nation (2007-2009 data).
- The number of children affected by foreclosures increased by 80 percent from 49,000 in 2007 to 88,000 in 2009.

### Unemployment

- Georgia has the 10<sup>th</sup> highest rate of children with parents who are unemployed.
- 12.4% of Georgia's children had at least one parent unemployed in 2010.
- 9.4% of parents in Georgia were unemployed at some point during 2010.

## Impact of the Recession on Georgia's Children and Families (continued)

- The number of unemployed parents has more than doubled from 77,000 to 168,000 since 2007.
- The percentage of all unemployed persons increased by 124% from 2006 to 2010.

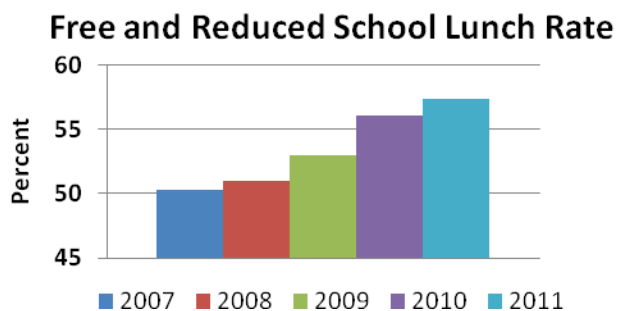


Lowest 2010 unemployment rates:	
Echols	6.5%
Oconee	6.6%
Harris	6.8%
Highest 2010 unemployment rates:	
Telfair	21.9%
Hancock	21.7%
Jenkins	17.5%

Source: Georgia DOL, 2006-2010

## Food Insecurity and School Lunch

- Free and reduced-price school lunch rates have increased by 14% since 2007.
- In 42 Georgia counties, 75% or more of the school-age children qualified for free or reduced-price school lunch in 2010-2011.
- Even in counties with low school lunch rates, nearly one in five children qualified for free or reduced-price school lunch.
- The number of Georgians using SNAP (supplemental nutrition assistance program) benefits increased by 93% from 917,938 in 2006 to 1,771,385 in 2011.
- Georgia has the 10<sup>th</sup> highest food hardship rate (families can't afford to buy food at some point in the last 12 months) according to the Gallup Organization.
- Georgia's 12<sup>th</sup> Congressional District has the 16<sup>th</sup> highest food insecurity rate of the 435 congressional districts.



Lowest 2010-2011 school lunch rates:	
Forsyth	18.9%
Oconee	22.0%
Fayette	22.4%
Highest 2010 -2011 school lunch rates:	
Quitman	99.5%
Taliaferro	93.6%
Clay	92.5%

Source: Georgia DOE, 2006-2011